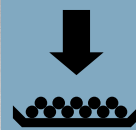




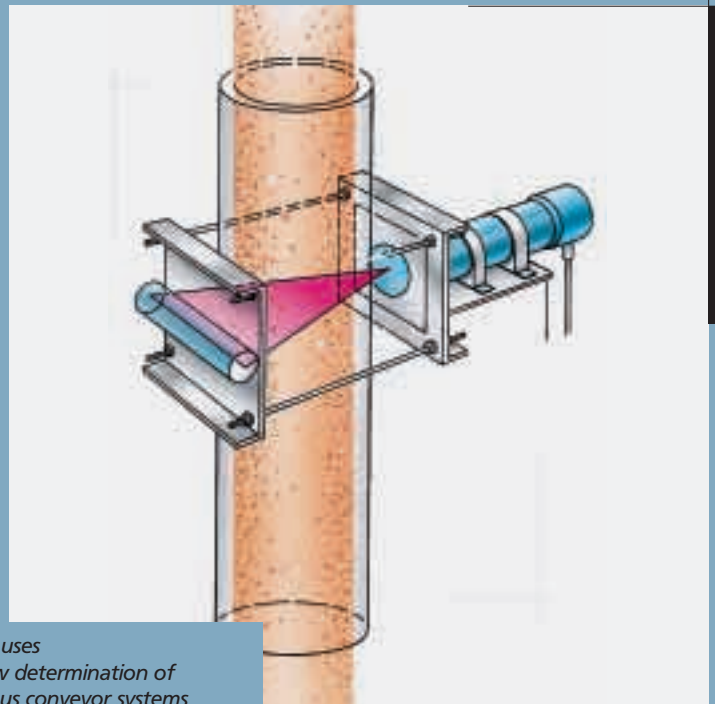
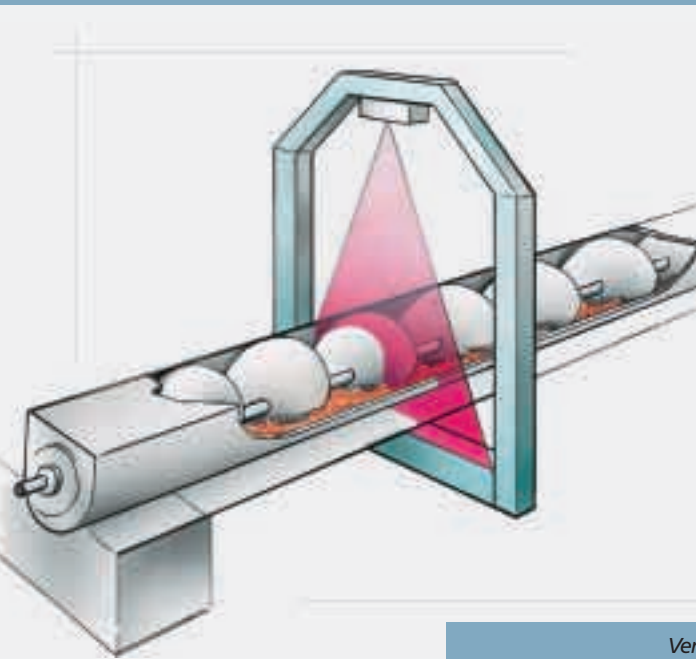
Bulk Flow Meter LB 442

CONTACTLESS MEASUREMENT



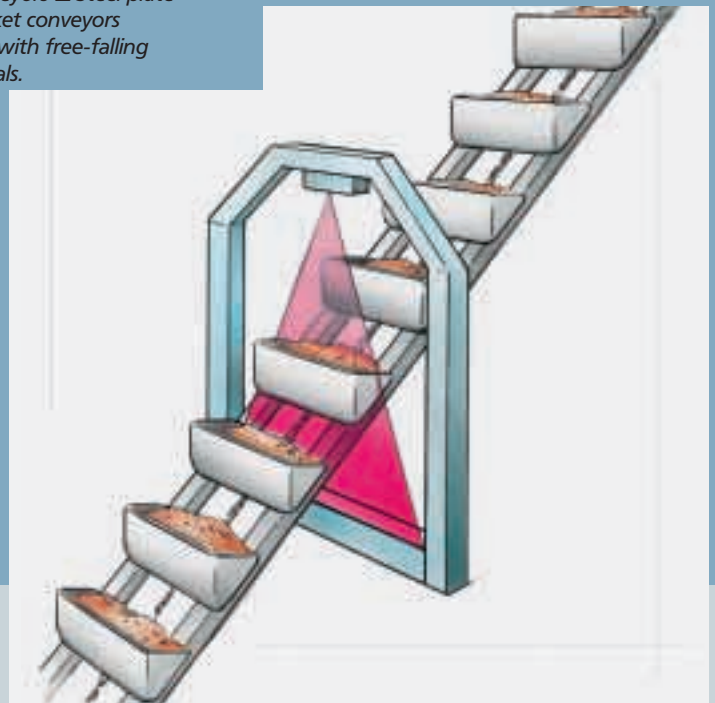
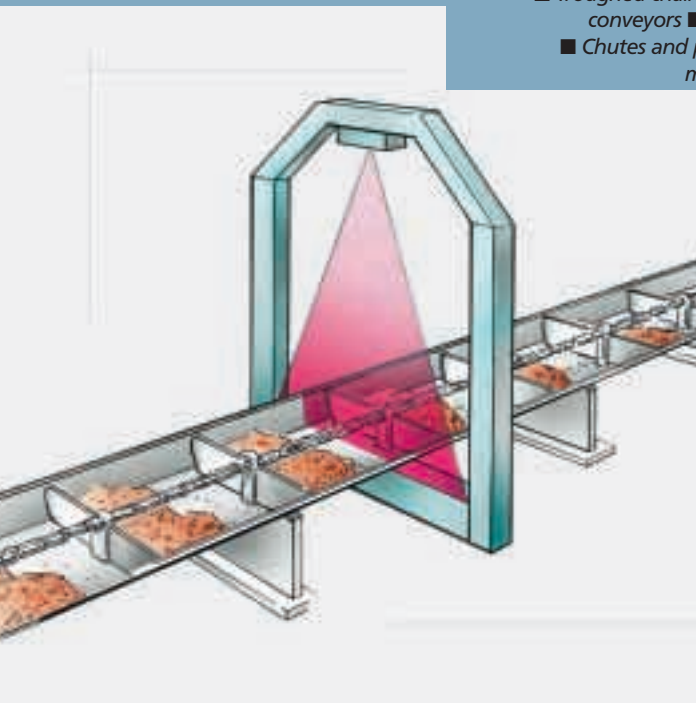
BERTHOLD
TECHNOLOGIES

Mass flow determination using the LB 442



Versatile uses

- Contactless mass flow determination of solid matter on continuous conveyor systems
- Conveyor belts ■ Screw conveyors
- Troughed chain conveyors ■ Steel plate conveyors
- Bucket conveyors
- Chutes and pipes with free-falling materials.



The overriding advantages

Optimum radiation protection The gamma source is made up of radioactive material, which is encapsulated in a stainless steel tube. A lead-filled shielding container encloses the radiation source which has been tested in accordance with ISO 2919. The radiation exit of the shielding container can be closed and locked.

New detectors use two-wire techniques with interference-free data transmission using FSK modulation. The NaI crystal of the scintillation counter converts the absorbed radiation into photoflashes. The crystal is optically linked to a photo multiplier which, together with the detector electronics, converts the photoflashes into electrical pulses. The detector signal is transmitted to the evaluation unit by a two-wire circuit using FSK modulation. In this way, the entire system facilitates a high degree of interference-free operation. Scintillation counters have greater sensitivity than gas-filled ionisation chambers. The required source activity can be reduced by a factor of ten. The NaI crystal detector affords high temperature stability and drift-free operation. The internal microprocessor controls the „intelligent“ detector.

What is the LB 442 evaluation unit? The LB 442 evaluation unit incorporates state of the art technology with a 32 Bit processor for high computing speed and high precision ■ Compact design (up to 4 units can be mounted in a single 19"rack or individual units can be fitted in a wall mounted housing) ■ Illuminated 4 line LCD Display ■ 6 membrane keys for easy operation ■ Menu-driven user interface with dialogue in several languages ■ Data storage without the need for batteries by storing all calibration data in Flash-Memory

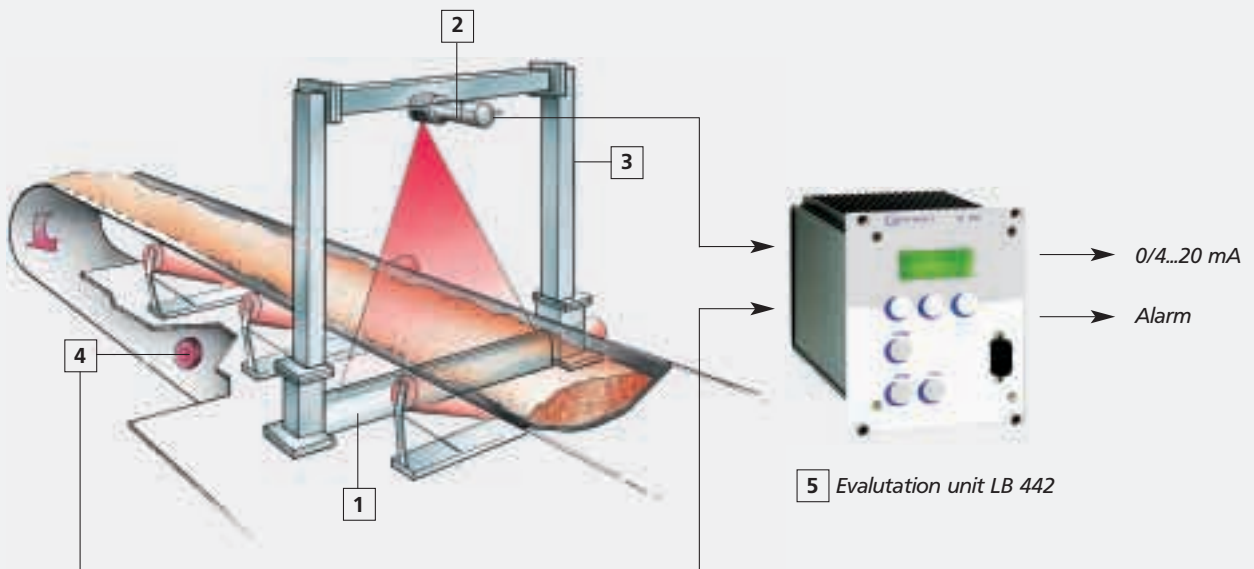
Easy calibration Simple calibration can be performed by using theoretical coefficients. Maximum precision is achieved by means of comparative weighing using a calibrated weighing system, e.g. a weigh bridge.

Calibration procedures: 1. Tare measurement 2. Comparative weighings using a calibrated weighing system. The evaluation unit calculates the calibration coefficients using the above data. In practice, the accuracy obtained depends on the averaging period and the accuracy of the calibration method. Calibration can be checked using a standard absorber on the detector.

Engineering data

To make our quotation the following technical data are necessary:

- the type and profile of the conveyor system
- typical mass flow rate (min./max./normal)
- the product being conveyed, particle size
- typical loading depth
- product speed (min./max./normal)
- required accuracy



Schematic representation of the measuring arrangement on a conveyor belt

- 1 Shielding with rod source
- 2 Scintillation counter
- 3 Assembly and shielding frame
- 4 Tachometer
- 5 LB 442 evaluation unit

How does the LB 442 operate? The rod-shaped radiation source is specially designed for the application as regards loading, material and the conveyor system. The radiation source is installed in a lockable shielding which is mounted under the conveyor. The scintillation counter is installed on top of the conveyor and is in line with the radiation source. The intensity of the radiation received by the scintillation counter is a measure of the loading on the conveyor system. The evaluation unit calculates the mass flow rate based

on the detector signal and the belt speed input from the tachometer. The choice of radiation source depends on the material loading:

- for high belt loading: ^{60}Co is used
- for medium belt loading: ^{137}Cs is used
- for low belt loading: ^{241}Am is used

► The **LB 442** system is used in the precise mass flow determination of solid matter in a variety of conveyor systems. With many conveyor systems, the radiometric weighing system is the only suitable method for determining mass flow. The Berthold system can also be used to determine the mass flow in „free fall“ in pipes or chutes. You will find detailed information on this in our information leaflet „Free Fall

Bulk Flow Meter“. The **LB 442** provides both the flow rate as well as totalling the mass of solid matter over an individually selectable measuring range from 0-200 kg/h up to 0-10,000 t/h. With the **LB 442**, measurements can be taken directly after bunker, chute outlets or transfer systems. From fine powders to large particles weighing more than 10 kg, the **LB 442** measuring system is used worldwide.

Contactless measurement The system is not influenced by fluctuations of belt tension, wind load, bumps, vibrations or other forces. The measuring system is resistant to wear and tear and does not require regular maintenance.

No recalibration necessary Temperature fluctuations or other environmental factors have no effect on the measuring system.

Long-term stability is guaranteed by automatic drift and source decay compensation

High level of repeatability Easy testing of the measuring system by incorporating a standard absorber on the detector.

Low source activity through the use of highly sensitive scintillation counters

Modest expenditure on cabling Simultaneous transmission of measuring data and supply voltage between the detector and the evaluation unit using a two-wire technique.

Immunity to interference Data transmission between the detector and the evaluation unit by FSK modulation (Frequency Shift Keying).

Applications

- the chemical industry - e.g. plastic granules, artificial fertilisers
- the paper and pulp industry - e.g. wood chips, blocks of wood, wood pulp
- the mining industry - e.g. coal, ore
- the mineral industry - e.g. sand, gravel
- the foodstuff industry - e.g. potatoes, potato chips, cornflakes

Technical Data Bulk Flow Meter LB 442

Evaluation Unit LB 442

Design	19" module 3 HE,21 TE protection class IP 20
Weight	approx. 2 kg
Power Supply	115V AC +/- 10% 230V AC +/- 10% 18V - 23V DC or 24VAC
Power consumption	approx.20VA (AC), (20W) DC
Temperature range	operating temperature: 0 ... +50°C (273 ... 323 K) storage temperature: -40 ... +70°C (233 ... 343 K) no condensation
Arrangements	in a panel in a 19" rack 3 HE, 84TE (max. 4 units) wall mounted cabinet, IP 66 (max. 2 units)

Inputs

Detector connection	[EEx ib] IIB
Durrent input	input for tachometer or moisture signal 0/4 - 20 mA, isolated, impedance 50 Ohm
Digital inputs	DI 1: belt stop - batch ready - reset totalizer DI 2: external tare - start print DI 3: product selection 1/2

Outputs

Current output	0/4 - 20 mA, isolated, max. 500 Ohm
Digital outputs	DO 1: relay for collective failure message DO 2: relay for external totalizer DO 3: relay for tare - min/max - batch ready max. load: AC: max. 250V, max. 1A, max. 200VA DC: max. 300V, max. 1A, max. 60W non inductive

Display	LCD-display with 4x20 characters, illuminated, data input via membrane keys, user guided dialog with soft keys, dialog: several languages, data protection by free selectable password automatic decay compensation
Interfaces	RS 232 and RS 485

Detectors

Scintillation counter	with NAI (TI) crystal long-term stability: +/- 0,1% stainless steel housing
Cable entry	M16 for cable diameter 6 ... 10 mm
Benefits	Monitoring of: detector temperature max. temperature alarm signal
Protection class	IP 65 option: II 2 G EEx ib d IIC T6 resp. EEx d e IIC T6
Temperature range	operating temperature: -30 ... +50°C (243 ... 323K) water cooling for higher temperatures is available. storage temperature: -30 ... +70°C (243 ... 343K)
Connection cable	LiYY or LiYCY 2 cores cross-section max. cable length in mm in m 1 1000 1,5 1500

Measuring frames

for belt width from 500 to 2800 mm

Dimensions

see "Technical Information LB 442"

Design modifications may occur without notice

We have subsidiaries and representatives worldwide. For further details please contact our headquarters in Germany.



BERTHOLD TECHNOLOGIES GmbH & Co. KG · P.O. Box 100163 · D-75323 Bad Wildbad, Germany
Phone (+49) 7081/177-0 · Fax (+49) 7081/177-100 · E-Mail: berthold@BertholdTech.com · www.BertholdTech.com